



Revista EIA
ISSN 1794-1237
e-ISSN 2463-0950
Año XVIII/ Volumen 19/ Edición N.38
Junio-Diciembre de 2022
Reia3827 pp. 1-16

Publicación científica semestral
Universidad EIA, Envigado, Colombia

PARA CITAR ESTE ARTÍCULO / TO REFERENCE THIS ARTICLE /

Cuadros Lopez, A. J.; Villota Rodríguez, J. M.; Velasquez Sanchez, J. D. (2020) Non-dominated NSGA-II genetic algorithm for schedule acceleration considering the discrete time-cost compensation problem (DTCTP) in a construction project. Revista EIA, 19(38), Reia3827. pp. 1-16.
<https://doi.org/10.24050/reia.v19i38.1574>

✉ Autor de correspondencia:

Villa Ramírez, R. (Rigoberto):
Docente investigador Facultad
Ciencias Agroindustriales
Correo electrónico:
rivilla@uniquindio.edu.co

Recibido: 26-08-2020
Aceptado: 28-10-2020
Disponible online: 01-01-2021

Non-dominated NSGA-II genetic algorithm for schedule acceleration considering the discrete time-cost compensation problem (DTCTP) in a construction project

✉ ALVARO JULIO CUADROS LOPEZ¹
JOSÉ MIGUEL VILLOTA RODRÍGUEZ²
JOSE DEYSON VELASQUEZ SANCHEZ²

1. Universidad del Valle
2. Sin afiliación

Abstract

Sometimes after scheduling a project, it is necessary to shorten its duration. There are many factors that force to crash the duration. Some reasons may be saving costs, early commissioning or avoiding potential risks. In this case, it is necessary to allocate more resources to activities to shorten their duration while trying to invest as little money as possible. The time-cost tradeoff problem is one important problem in project scheduling. In this study the time-cost tradeoff problem is aborded considering a discrete approach and it is solved using a non-dominated genetic algorithm. The application in a construction project identified a Pareto front that managers could use for decision making. Managers were able to analyze different scenarios to meet delivery date, costs, and scope.

Keywords: Time-cost tradeoff, Crashing, NSGA-II, Multi-objective problem, Scheduling project

Algoritmo genético no dominado NSGA-II para la aceleración de programa considerando el problema de compensación discreta tiempo-costo (DTCTP) en un proyecto de construcción

Resumen

A veces, después de programar un proyecto, es necesario acortar su duración. Son muchos los factores que obligan a acortar la duración. Algunos factores pueden ser ahorro en costos, puesta en operación anticipada o para evitar riesgos. En este caso, es necesario asignar más recursos a las actividades para acortar su duración mientras se intenta invertir la menor cantidad de dinero posible. El problema de la compensación de tiempo y costo es un problema importante en la programación de proyectos. En este estudio se aborda el problema de la compensación tiempo-costo desde un enfoque discreto y se resuelve utilizando un algoritmo genético no dominado. La aplicación en un proyecto de construcción permitió identificar un frente de Pareto que los gerentes podían usar para la toma de decisiones. Los gerentes pudieron analizar diferentes escenarios para cumplir con la fecha de entrega, los costos y el alcance ofrecido.

Palabras clave: Compensación tiempo-costo, Aceleración. NSGA-II, Problema multi objetivo, Programación de proyectos.

1. Introduction

Projects by nature are subject to uncertainty and complexity. As a consequence, there have usually problems that affect its performance. As a result, it is usually expected to have problems with time during the execution phase. And even, the completion time may be expected to exceed the deadline. This is noticeable on construction industry where time delays are common (Adam, Josephson and Lindahl, 2015).

Reducing the time of a project is a recurrent issue when planning or executing a project. This is due to: rush to enter a new product to the market, avoid unfavorable weather seasons, compensation for delays in activities, client imposition, incentive contracts or key resource needs (Gray and Larson, 2009). Reducing project duration is framed in the time-cost tradeoff problem – TCTP.

In this situation, the project management allocates addition resources to shorten completion time. However, he needs to spend the least amount of money possible while achieving an agreed time Shahriari (2016).

The solution of the problem has been evolving on time. The first approach was considering linear this problem. This means that resource costs were considered to be the same over time. So direct and indirect costs were added while reducing task duration (Vanhoucke, 2005).

When practical needs emerged, the research focused on solving the discrete approach of the problem (Vanhoucke, 2005). This approach was abbreviated as the DTCTP, the discrete time-cost trade-off problem.

In this case, the activity duration is a discrete, nonincreasing function of the amount of the single nonrenewable resource assigned. So, each activity can be executed in a limited number of time-cost alternatives, so-called modes, for each activity, according to all possible resource allocations (Wei, Su and Zhang, 2020) an equivalent simplification approach, which is an effective method for solving large-scale complex problems. We first study a way to deal with the anomalies under GPRs, such as the reduce (increase, (Wglarz *et al.*, 2011). It involves the selection among execution modes (the cost-time tuples for each activity) to achieve an objective (Vanhoucke, 2005).

Solution procedures to the DTCTP are classified into exact and heuristic. Exact procedures used are dynamic programming, enumeration algorithms, or project network decomposition (Shahriari, 2016), (Tareghian and Taheri, 2007). But considering the structure of networks, and the number of activities and operation modes, it cannot be solved optimally in a reasonable amount of time (Tareghian and Taheri, 2007). Prabhuddha *et al.* (1997) proved that the problem is strongly np-hard for project networks. So a variety of optimal solutions are reached by heuristic procedures González (2013).

According to (Wei, Su and Zhang, 2020) there are three solution orientations in literature. The orientation may be focused on the deadline, budget or efficiency between time-cost solutions over the set of feasible durations.

Exact methods for the DTCTP have been based on dynamic programming algorithm (Robinson, 1975), (Hindelang and Muth, 1979); branch-and-bound-based algorithms (De *et al.*, 1995), (Demeulemeester *et al.*, 1998), (Vanhoucke, Demeulemeester and Herroelen, 2002), (Değirmenci and Azizoğlu, 2013); column generation method (Akkan, Drexl and Kimms, 2005); and cutting plane algorithm (Hadjiconstantinou and Klerides, 2010).

However, there are two drawbacks for research about DTCTP. There is much research effort in DTCTP but it usually considers few activities (Li, Xu and Wei, 2018). But in practice, most projects have over 25 activities (Liberatore, Pollack-Johnson and Smith, 2001), (Wiest, 1967). The other drawback is the lack of real performance analysis. The test is often in simple examples so adaptability and effectiveness are not proved (Li, Xu and Wei, 2018), (Zheng, Ng and Kumaraswamy, 2005), (Feng, Liu and Burns, 1997).

The use of heuristics and metaheuristics is oriented to apply simulated annealing algorithm (Anagnostopoulos and Kotsikas, 2010); ant colony algorithm (Mokhtari, Baradaran Kazemzadeh and Salmasnia, 2011); tabu search (He *et al.*, 2017); variable neighborhood search (He *et al.*, 2017); memetic algorithm (Wood, 2017); network analysis algorithm (Bettemir and Talat Birgönül, 2017); particle swarm algorithm (Aminbakhsh and Sonmez, 2016), (Aminbakhsh and Sonmez, 2017); and genetic algorithm (Mokhtari, Baradaran Kazemzadeh and Salmasnia, 2011), (Sonmez and Bettemir, 2012), (Shahriari, 2016), (Agdas *et al.*, 2018).

For this study, it was used the non-dominated NSGA-II genetic algorithm. The NSGA-II works with Pareto fronts that yield a variety of optimal solutions. The decision is taken according to the available budget and time. The model includes situations from real projects and it has an efficient consumption of resources and machine time. The final front of the solutions in NSGA-II presents a variety of solutions for decision makers, and they have opportunity to select a proper solution based on the available budget and appropriate time for the project.

2. Methods

The mathematical model includes two objective functions corresponding to cost and time. It also considers schedule compression and time delay. The algorithm was programmed in Java language. The task duration is modeled by a negative exponential distribution. It means that the time-cost function takes values inversely, for example, if time decreases, the cost increases and vice versa. The model finds optimal task duration that minimizes the total cost, defined by the sum of indirect, direct, and incentive costs.

Problem Formulation and Notation

t_i = Happening time of event i

$T_{a(ij)}$ = Minimum allowed time of activity ij (crash time)

$T_{n(ij)}$ = Normal time for activity ij

$T_{m(ij)}$ = Maximum allowed time for activity ij

d_{ij} = Scheduled (actual) time of activity ij (decision variable time optimum)

CI = Project indirect cost

CD = Project direct cost

$C_{a(ij)}$ = Compressing cost of activity ij

$C_{n(ij)}$ = Normal cost of activity ij

$C_{m(ij)}$ = Cost of delaying in activity ij

C_{ij} = Compressing cost rate of activity ij

C'_{ij} = Saving rate of delaying for activity ij

t_{max} = Maximum allowed time for finishing the project

c_{max} = Maximum available budget

y_{ij} = {1 If activity ij is compressed / 0 Otherwise}

y'_{ij} = {1 If activity ij has delay / 0 Otherwise}

y''_{ij} = {1 If activity ij has been done in normal time / 0 Otherwise}

The first objective function seeks to compress time and to minimize cost as follows:

$$\text{Min } (Z_1) = CI (t_n - t_1) + CD + \sum_i \sum_j y_{ij} C_{ij} \{T_{n(ij)} - d_{ij}\} - \sum_i \sum_j y'_{ij} C'_{ij} \{T_{n(ij)} - d_{ij}\} \quad (1)$$

It adds indirect costs, direct costs, and compression costs, and subtracts the money saved of delaying activities.

The cost function is non-linear which means that the time-cost curve follows an exponential behavior. This exponential relationship between compression time and compression cost results in:

$$C(d_{ij}) = \alpha \cdot e^{-\beta \cdot d_{ij}} \quad (2)$$

$$\beta = \text{Ln}(C_n / C_a) / (T_a - T_n) \quad (3)$$

Then,

$$\alpha = e^{\{\ln(C_n) + \beta \cdot T_n\}} \quad (4)$$

The saving coefficient behaves in the same way, when the execution time of the activities has been extended from the normal time.

$$C'(d_{ij}) = \alpha' \cdot e^{-\beta' \cdot d_{ij}} \quad (5)$$

$$\beta' = \ln(C_m / C_n) / (T_n - T_m) \quad (6)$$

Then,

$$\alpha' = e^{\{\ln(C_m) + \beta' \cdot T_m\}} \quad (7)$$

By substituting (2) and (5) in (1), and replacing the direct cost CD by the expression $\sum_i \sum_j y''_{ij} \cdot C_{n(ij)}$, it is obtained:

$$\text{Min } (Z_1) = CI(t_n - t_1) + \sum_i \sum_j y_{ij} \cdot \alpha_{ij} \cdot e^{-\beta \cdot d_{ij}} + \sum_i \sum_j y'_{ij} \cdot \alpha'_{ij} \cdot e^{-\beta' \cdot d_{ij}} + \sum_i \sum_j y''_{ij} \cdot C_{n(ij)} \quad (8)$$

The second objective function is considered as the project completion time:

$$\text{Min } (Z_2) = t_n \quad (9)$$

It is assumed that, where denotes the event of completion of the activity and t_i the event of beginning of the activity, which means that the variable takes a positive integer value of this difference.

For minimum allowed and maximum allowed time restrictions, that the variable may take, there were created the following expressions (10), (11):

$$y_{ij} \cdot T_{a(ij)} \leq y_{ij} \cdot d_{(ij)} \leq y_{(ij)} \cdot T_{n(ij)}; \forall i, j \quad (10)$$

$$y'_{ij} \cdot T_{n(ij)} \leq y'_{ij} \cdot d_{(ij)} \leq y'_{(ij)} \cdot T_{m(ij)}; \forall i, j \quad (11)$$

If the activity has not been compressed or delayed, it meets a logical restriction of equality between y like this:

$$y''_{ij} \cdot d_{(ij)} = T_{n(ij)} \cdot y''_{(ij)}; \forall i, j \quad (12)$$

Binary variables must meet the conditions of equation 13 and 14:

$$y_{ij} + y'_{ij} + y''_{ij} = 1; \forall i, j \quad (13)$$

$$T_n \leq T_{\max} \quad (14)$$

The total cost cannot be less than the sum of the direct and indirect costs of the activities plus the increase or decrease in case the activity is accelerated or delayed:

$$CI(t_n - t_1 + \sum_i \sum_j y_{ij} \cdot \alpha_{ij} \cdot e^{-\beta \cdot d_{(ij)}} - \sum_i \sum_j y'_{ij} \cdot \alpha'_{ij} \cdot e^{-\beta' \cdot d_{(ij)}} + \sum_i \sum_j y''_{ij} \cdot C_{n(ij)}) \leq C_{\max} \quad (15)$$

The non-negativity constraint for the events is expressed as .

Solving algorithm

The input parameters are the number of tasks, accelerated, normal, and delayed times and costs. Other inputs are precedence relationships, indirect cost per project period, and a random seed. It takes values from -1 to 9 where the lower the value the number of solutions is repeated to a greater degree. Otherwise, solutions with similar values of time and cost are generated, but not equal. Population size. Number of chromosomes in each iteration of the algorithm potential solutions to generate (npop en el articulo). Probability of mutation. Number of chromosomes mutating in each iteration of algorithm. It takes values from 0.1% to 5% (Pm en el articulo). Number of iterations. Maximum number of iterations the algorithm operates and provide the N quasi optimal solutions (Nit en el articulo). Crossover function. The method selects two parents randomly. Then, produces two offspring through a single-point crossover operator. Selection function. The model takes two parents and selects the one with the highest fitness function. It is a direct comparison through a tournament selection operator. The procedure is repeated in each iteration. Genome to mutate. Number of genome or activities to mutate in each iteration of algorithm.

The algorithm randomly creates an initial population of chromosomes. Then finds the fitness of each chromosome to select those which continue. Selects two chromosomes and create two new child chromosomes using the crossover function and probability of mutation. Substitute the parents for the children and repeat for a number of iterations completing the population requested.

3. Results and Discussion

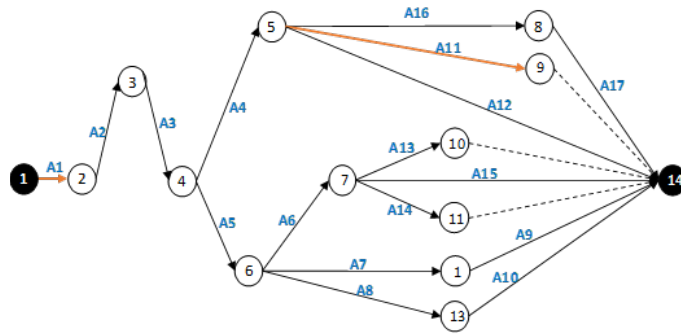
The proposed algorithm was applied in a project from the building construction industry. The scope of the project was the construction of the Zarzal campus of the Universidad del Valle at the cost of \$6.733.473.346. The project had four work fronts: classrooms, restaurant, swimming pool and outdoor areas. The project had four work fronts: classrooms, restaurant, swimming pool and outdoor areas. The four work fronts were simultaneously scheduled and built in parallel way. The information on activities, times and costs of the project can be seen in table 3

| Modulo | Tiempo de terminación | Costo directo | Actividades modulo |
|---------------------------|-----------------------|------------------|--------------------|
| Aulas | 513 | \$ 3.623.752.600 | 17 |
| Cafeteria - Restaurantes | 281 | \$ 338.643.801 | 14 |
| Graderias-Vestier-Piscina | 336 | \$1.231.212.819 | 14 |
| Zonas Exteriores | 299 | \$ 1.539.864.126 | 38 |

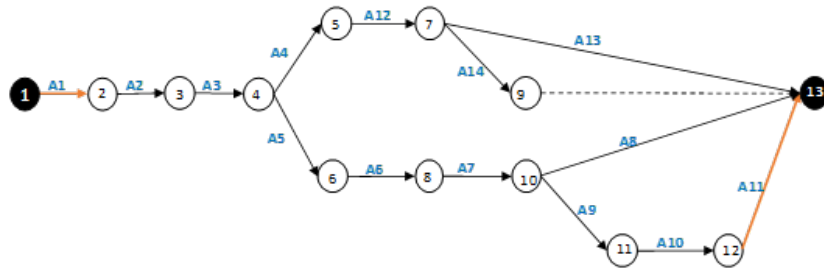
Consequently, there were four project network diagrams as can see in figure 13.

Figura 13. Activity on Arrow (AoA) network diagrams.

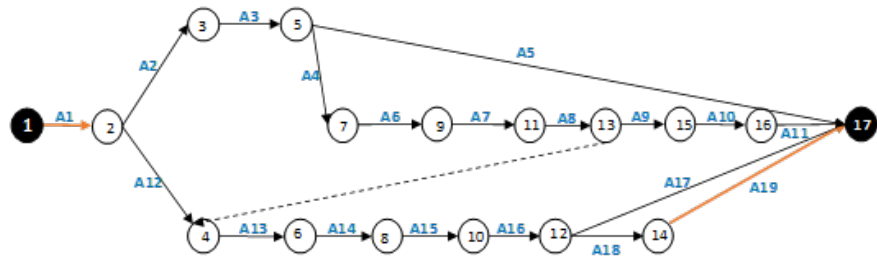
Front 1



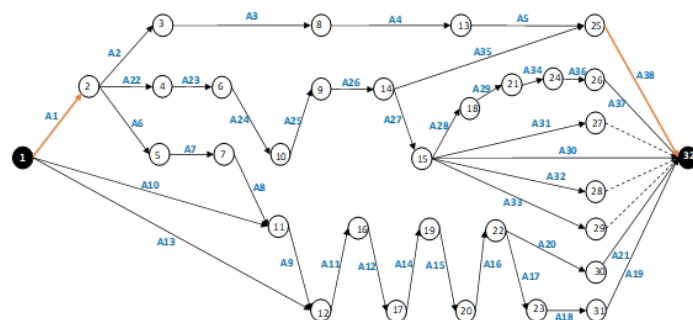
Front 2



Front 3



Front 4



The consortium in charge of the project provided the design, time and cost of activities. An expert who took part in the project provided accelerated and delayed time and cost of activities. Activities accelerated and delayed time was estimated considering their nature and expected performance. The times changed up to 30% although some tasks, by nature, are not possible to accelerate or delay. The costs were estimated by subtracting or adding the cost per day of the activities. Table 4 shows normal (tn), accelerated (ta) and delayed times (tm), as well as the normal (cn), accelerated (ca) and delayed (cd) costs.

Tabla 4. Input data

| | <i>ITEM</i> | <i>Ta</i> | <i>Tn</i> | <i>Tm</i> | <i>Ca</i> | <i>Cn</i> | <i>Cm</i> |
|----------------------------------|-------------|-----------|-----------|-----------|------------------|----------------|----------------|
| AULAS | A1 | 6 | 8 | 10 | \$ 14.717.541 | \$ 11.774.033 | \$ 8.830.525 |
| | A2 | 53 | 75 | 98 | \$ 1.137.649.416 | \$ 879.625.837 | \$ 609.873.914 |
| | A3 | 90 | 90 | 90 | \$ 916.328.259 | \$ 916.328.259 | \$ 916.328.259 |
| | A4 | 32 | 45 | 59 | \$ 241.574.918 | \$ 187.428.816 | \$ 129.117.629 |
| | A5 | 42 | 60 | 78 | \$ 257.844.867 | \$ 198.342.206 | \$ 138.839.544 |
| | A6 | 14 | 20 | 26 | \$ 100.064.851 | \$ 76.972.963 | \$ 53.881.074 |
| | A7 | 21 | 30 | 39 | \$ 371.339.852 | \$ 285.646.040 | \$ 199.952.228 |
| | A8 | 80 | 80 | 80 | \$ 136.668.009 | \$ 136.668.009 | \$ 136.668.009 |
| | A9 | 32 | 46 | 60 | \$ 40.248.839 | \$ 30.857.444 | \$ 21.466.048 |
| | A10 | 32 | 46 | 60 | \$ 21.848.368 | \$ 16.750.415 | \$ 11.652.463 |
| | A11 | 295 | 295 | 295 | \$ 125.212.900 | \$ 125.212.900 | \$ 125.212.900 |
| | A12 | 25 | 35 | 46 | \$ 7.114.036 | \$ 5.533.139 | \$ 3.794.153 |
| | A13 | 19 | 27 | 35 | \$ 19.030.619 | \$ 14.680.763 | \$ 10.330.908 |
| | A14 | 70 | 100 | 130 | \$ 11.531.947 | \$ 8.870.728 | \$ 6.209.510 |
| | A15 | 100 | 100 | 100 | \$ 139.043.946 | \$ 139.043.946 | \$ 139.043.946 |
| | A16 | 168 | 240 | 312 | \$ 760.827.089 | \$ 585.251.607 | \$ 409.676.125 |
| | A17 | 12 | 12 | 12 | \$ 4.765.496 | \$ 4.765.496 | \$ 4.765.496 |
| CAFETERIA RESTAURANTE | A1 | 6 | 8 | 10 | \$ 3.882.631 | \$ 3.106.105 | \$ 2.329.578 |
| | A2 | 42 | 60 | 78 | \$ 116.440.843 | \$ 89.569.879 | \$ 62.698.915 |
| | A3 | 75 | 75 | 75 | \$ 77.363.961 | \$ 77.363.961 | \$ 77.363.961 |
| | A4 | 42 | 60 | 78 | \$ 22.163.192 | \$ 17.048.609 | \$ 11.934.026 |
| | A5 | 42 | 60 | 78 | \$ 47.197.420 | \$ 36.305.708 | \$ 25.413.995 |
| | A6 | 7 | 10 | 13 | \$ 37.094.098 | \$ 28.533.922 | \$ 19.973.745 |
| | A7 | 6 | 8 | 10 | \$ 30.947.501 | \$ 24.758.001 | \$ 18.568.501 |
| | A8 | 45 | 45 | 45 | \$ 34.271.248 | \$ 34.271.248 | \$ 34.271.248 |
| | A9 | 18 | 25 | 33 | \$ 8.331.313 | \$ 6.508.838 | \$ 4.426.010 |
| | A10 | 14 | 20 | 26 | \$ 7.890.075 | \$ 6.069.288 | \$ 4.248.502 |
| | A11 | 11 | 15 | 20 | \$ 2.492.082 | \$ 1.967.433 | \$ 1.311.622 |
| | A12 | 14 | 20 | 26 | \$ 3.220.220 | \$ 2.477.092 | \$ 1.733.965 |
| | A13 | 20 | 20 | 20 | \$ 7.226.661 | \$ 7.226.661 | \$ 7.226.661 |
| | A14 | 15 | 15 | 15 | \$ 3.437.056 | \$ 3.437.056 | \$ 3.437.056 |
| GRADERIAS.VESTIER-PISCINA | A1 | 6 | 8 | 10 | \$ 5.248.105 | \$ 4.198.484 | \$ 3.148.863 |
| | A2 | 42 | 60 | 78 | \$ 432.337.264 | \$ 332.567.126 | \$ 232.796.988 |
| | A3 | 75 | 75 | 75 | \$ 279.302.897 | \$ 279.302.897 | \$ 279.302.897 |
| | A4 | 21 | 30 | 39 | \$ 22.886.521 | \$ 17.605.016 | \$ 12.323.511 |
| | A5 | 32 | 45 | 59 | \$ 90.176.914 | \$ 69.964.847 | \$ 48.198.006 |
| | A6 | 7 | 10 | 13 | \$ 45.667.178 | \$ 35.128.599 | \$ 24.590.019 |
| | A7 | 6 | 8 | 10 | \$ 82.693.201 | \$ 66.154.561 | \$ 49.615.921 |
| | A8 | 25 | 25 | 25 | \$ 31.031.447 | \$ 31.031.447 | \$ 31.031.447 |
| | A9 | 11 | 15 | 20 | \$ 18.391.718 | \$ 14.519.777 | \$ 9.679.852 |
| | A10 | 7 | 10 | 13 | \$ 12.888.042 | \$ 9.913.878 | \$ 6.939.715 |
| | A11 | 3 | 4 | 5 | \$ 3.608.854 | \$ 2.887.083 | \$ 2.165.312 |
| | A12 | 4 | 5 | 7 | \$ 32.238.827 | \$ 26.865.689 | \$ 16.119.414 |
| | A13 | 60 | 60 | 60 | \$ 227.169.431 | \$ 227.169.431 | \$ 227.169.431 |

| | ¡ETEM | Ta | Tn | Tm | Ca | Cn | Cm |
|--------------------------|-------|----|-----|---------------|----------------|----------------|----------------|
| | A14 | 18 | 25 | 33 | \$ 60.393.897 | \$ 47.182.732 | \$ 32.084.258 |
| | A15 | 4 | 5 | 7 | \$ 15.661.017 | \$ 13.050.847 | \$ 7.830.508 |
| | A16 | 7 | 10 | 13 | \$ 5.968.507 | \$ 4.591.159 | \$ 3.213.811 |
| | A17 | 4 | 4 | 4 | \$ 40.751.243 | \$ 40.751.243 | \$ 40.751.243 |
| | A18 | 7 | 10 | 13 | \$ 3.845.969 | \$ 2.958.453 | \$ 2.070.917 |
| | A19 | 10 | 10 | 10 | \$ 5.369.549 | \$ 5.369.549 | \$ 5.369.549 |
| ZONA S EXTERIORES | A1 | 3 | 4 | 5 | \$ 78.398.075 | \$ 62.718.460 | \$ 47.038.845 |
| | A2 | 72 | 90 | 117 | \$ 207.244.319 | \$ 172.703.599 | \$ 120.892.519 |
| | A3 | 70 | 100 | 130 | \$ 97.618.909 | \$ 75.091.468 | \$ 52.564.028 |
| | A4 | 53 | 75 | 98 | \$ 125.544.335 | \$ 97.070.362 | \$ 67.302.118 |
| | A5 | 21 | 30 | 39 | \$ 264.249.923 | \$ 203.269.172 | \$ 142.288.420 |
| | A6 | 1 | 2 | 3 | \$ 877.730 | \$ 585.153 | \$ 292.577 |
| | A7 | 2 | 2 | 2 | \$ 3.824.325 | \$ 3.824.325 | \$ 3.824.325 |
| | A8 | 5 | 5 | 5 | \$ 5.790.935 | \$ 5.790.935 | \$ 5.790.935 |
| | A9 | 2 | 3 | 4 | \$ 2.906.802 | \$ 2.179.952 | \$ 1.453.301 |
| | A10 | 2 | 3 | 4 | \$ 5.659.203 | \$ 4.244.402 | \$ 2.829.601 |
| | A11 | 2 | 3 | 4 | \$ 2.865.908 | \$ 2.149.431 | \$ 1.432.954 |
| | A12 | 1 | 2 | 3 | \$ 1.583.084 | \$ 1.055.389 | \$ 527.695 |
| | A13 | 4 | 4 | 4 | \$ 3.470.205 | \$ 3.470.205 | \$ 3.470.205 |
| | A14 | 1 | 1 | 1 | \$ 1.134.060 | \$ 1.134.060 | \$ 1.134.060 |
| | A15 | 1 | 2 | 3 | \$ 1.591.247 | \$ 1.060.831 | \$ 530.416 |
| | A16 | 2 | 3 | 4 | \$ 91.085.160 | \$ 68.313.870 | \$ 45.542.580 |
| | A17 | 42 | 60 | 78 | \$ 11.502.433 | \$ 8.848.026 | \$ 6.193.618 |
| | A18 | 15 | 15 | 15 | \$ 9.262.203 | \$ 9.262.203 | \$ 9.262.203 |
| | A19 | 15 | 15 | 15 | \$ 304.323.485 | \$ 304.323.485 | \$ 304.323.485 |
| | A20 | 21 | 30 | 39 | \$ 200.124.857 | \$ 153.942.198 | \$ 107.759.538 |
| | A21 | 45 | 45 | 45 | \$ 42.059.384 | \$ 42.059.384 | \$ 42.059.384 |
| | A22 | 15 | 15 | 15 | \$ 13.173.111 | \$ 13.173.111 | \$ 13.173.111 |
| | A23 | 20 | 20 | 20 | \$ 6.484.136 | \$ 6.484.136 | \$ 6.484.136 |
| | A24 | 14 | 20 | 26 | \$ 9.150.255 | \$ 7.038.657 | \$ 4.927.060 |
| A25 | 11 | 15 | 20 | \$ 2.983.821 | \$ 2.355.648 | \$ 1.570.432 | |
| A26 | 14 | 20 | 26 | \$ 5.121.486 | \$ 3.939.605 | \$ 2.757.723 | |
| A27 | 21 | 30 | 39 | \$ 9.192.075 | \$ 7.070.827 | \$ 4.949.579 | |
| A28 | 45 | 45 | 45 | \$ 41.200.349 | \$ 41.200.349 | \$ 41.200.349 | |
| A29 | 21 | 30 | 39 | \$ 27.094.115 | \$ 20.841.627 | \$ 14.589.139 | |
| A30 | 14 | 20 | 26 | \$ 39.469.813 | \$ 30.361.395 | \$ 21.252.976 | |
| A31 | 11 | 15 | 20 | \$ 3.207.806 | \$ 2.532.479 | \$ 1.688.319 | |
| A32 | 11 | 15 | 20 | \$ 5.451.458 | \$ 4.303.782 | \$ 2.869.188 | |
| A33 | 11 | 15 | 20 | \$ 60.670.337 | \$ 47.897.635 | \$ 31.931.757 | |
| A34 | 7 | 10 | 13 | \$ 94.625.227 | \$ 72.788.636 | \$ 50.952.045 | |
| A35 | 4 | 5 | 7 | \$ 23.018.463 | \$ 19.182.053 | \$ 11.509.232 | |
| A36 | 20 | 20 | 20 | \$ 14.446.090 | \$ 14.446.090 | \$ 14.446.090 | |
| A37 | 10 | 10 | 10 | \$ 13.755.480 | \$ 13.755.480 | \$ 13.755.480 | |
| A38 | 6 | 8 | 10 | \$ 11.719.631 | \$ 9.375.704 | \$ 7.031.778 | |

The design of the project allowed the application of the model per work front. To be clear, only work front 1 results are detailed showed. The interpretation of the other modules can be found in the annexes. The work front 1 corresponds to the classrooms module of the project. Module 1 with 17 activities was scheduled with a duration of 513 days and a direct cost of \$ 3,623,752,600. The algorithm run with the following parameters: 30 genome to mutate, 1,000 iterations, 50 solutions, probability mutation of 0.1%, crossover function of 0.15%. The indirect cost per period was established using the cost of the longest work front.

The model found 50 quasi-optimal solutions. As a result, the module schedule could be reduced to 361 days at a cost of \$ 3,923,120,142 as can be seen in table 5. This means that the duration could be reduced by up to 152 periods with an over-cost

of \$ 299,367,543. At the other extreme is the option to delay to 573 days with a cost of \$ 2,945,646,160. This corresponds to an increase of 60 periods for the completion of the module and a saving of \$ 678,106,440.

Table 5. Results module 1 of time-cost, compression values , and delay in activities

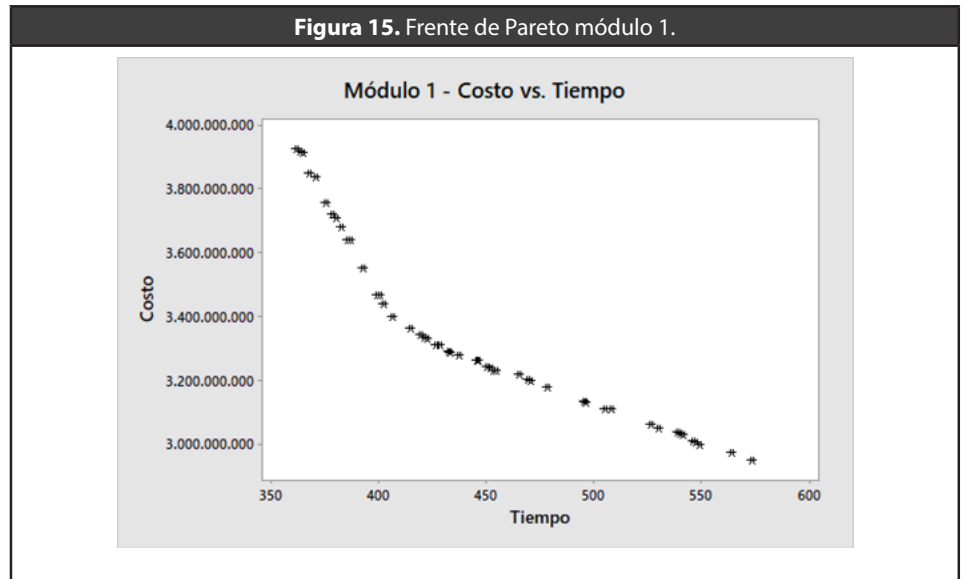
| No | Tiempo | Costo | Periodos Acelerados | Periodos de Retraso | No | Tiempo | Costo | Periodos Acelerados | Periodos de Retraso |
|----|--------|------------------|---------------------|---------------------|----|--------|------------------|---------------------|---------------------|
| 1 | 361 | \$ 3.923.120.143 | 109 | 108 | 26 | 437 | \$ 3.277.000.358 | 72 | 147 |
| 2 | 363 | \$ 3.915.560.592 | 107 | 92 | 27 | 445 | \$ 3.261.312.318 | 54 | 126 |
| 3 | 364 | \$ 3.909.378.683 | 106 | 108 | 28 | 446 | \$ 3.259.904.474 | 53 | 117 |
| 4 | 367 | \$ 3.846.047.129 | 103 | 108 | 29 | 450 | \$ 3.241.402.704 | 54 | 131 |
| 5 | 370 | \$ 3.836.069.525 | 100 | 93 | 30 | 452 | \$ 3.235.883.293 | 53 | 139 |
| 6 | 375 | \$ 3.752.950.515 | 95 | 93 | 31 | 453 | \$ 3.229.875.284 | 54 | 144 |
| 7 | 378 | \$ 3.718.845.401 | 92 | 98 | 32 | 454 | \$ 3.228.293.643 | 53 | 142 |
| 8 | 380 | \$ 3.704.526.052 | 90 | 104 | 33 | 465 | \$ 3.216.124.254 | 32 | 122 |
| 9 | 382 | \$ 3.677.132.032 | 88 | 92 | 34 | 469 | \$ 3.199.105.045 | 32 | 126 |
| 10 | 385 | \$ 3.638.317.544 | 87 | 100 | 35 | 470 | \$ 3.195.125.942 | 32 | 127 |
| 11 | 386 | \$ 3.637.808.935 | 86 | 101 | 36 | 478 | \$ 3.177.311.208 | 30 | 128 |
| 12 | 392 | \$ 3.549.263.909 | 87 | 112 | 37 | 495 | \$ 3.132.984.677 | 11 | 121 |
| 13 | 399 | \$ 3.467.258.173 | 87 | 124 | 38 | 496 | \$ 3.127.865.775 | 11 | 135 |
| 14 | 400 | \$ 3.464.572.335 | 86 | 120 | 39 | 505 | \$ 3.109.395.735 | 2 | 131 |
| 15 | 402 | \$ 3.437.718.402 | 87 | 103 | 40 | 508 | \$ 3.106.566.387 | 0 | 135 |
| 16 | 406 | \$ 3.395.344.655 | 87 | 131 | 41 | 526 | \$ 3.059.257.715 | 2 | 137 |
| 17 | 406 | \$ 3.395.344.655 | 87 | 131 | 42 | 530 | \$ 3.046.669.157 | 0 | 141 |
| 18 | 414 | \$ 3.360.415.706 | 79 | 131 | 43 | 539 | \$ 3.034.658.749 | 2 | 157 |
| 19 | 419 | \$ 3.341.775.978 | 74 | 127 | 44 | 540 | \$ 3.029.760.902 | 2 | 161 |
| 20 | 421 | \$ 3.331.480.950 | 74 | 133 | 45 | 541 | \$ 3.026.545.900 | 2 | 162 |
| 21 | 422 | \$ 3.328.587.971 | 74 | 118 | 46 | 546 | \$ 3.007.153.891 | 2 | 162 |
| 22 | 426 | \$ 3.309.334.407 | 74 | 138 | 47 | 547 | \$ 3.001.867.692 | 2 | 168 |
| 23 | 428 | \$ 3.308.071.228 | 74 | 138 | 48 | 549 | \$ 2.994.807.278 | 2 | 170 |
| 24 | 432 | \$ 3.286.796.152 | 74 | 141 | 49 | 564 | \$ 2.972.782.121 | 2 | 187 |
| 25 | 433 | \$ 3.282.887.375 | 74 | 145 | 50 | 573 | \$ 2.945.646.160 | 0 | 189 |

For each solution, the model accelerates activities with an impact on the duration and delays those without it. As a consequence, every solution includes over-costs or cost savings. In all cases within the range stipulated for times and costs. For instance, solution 1 accelerated some activities (A1, A2, A4, A9, A10, and A16). In the same way, it delayed others (A5, A6, A7, A12, A13, and A14). And other, following the initial considerations, were kept the same (A3, A8, A11, A15, and A17). Table 6 shows the final data for solution 1 with the final time and cost (accelerated or delayed). In all cases, the decision considers initial duration ranges. It may be seen that activity A12, having a possible range of durations between 25 and 46 days, is delayed up to 45 days. This results in a cost of \$ 125,212,896.

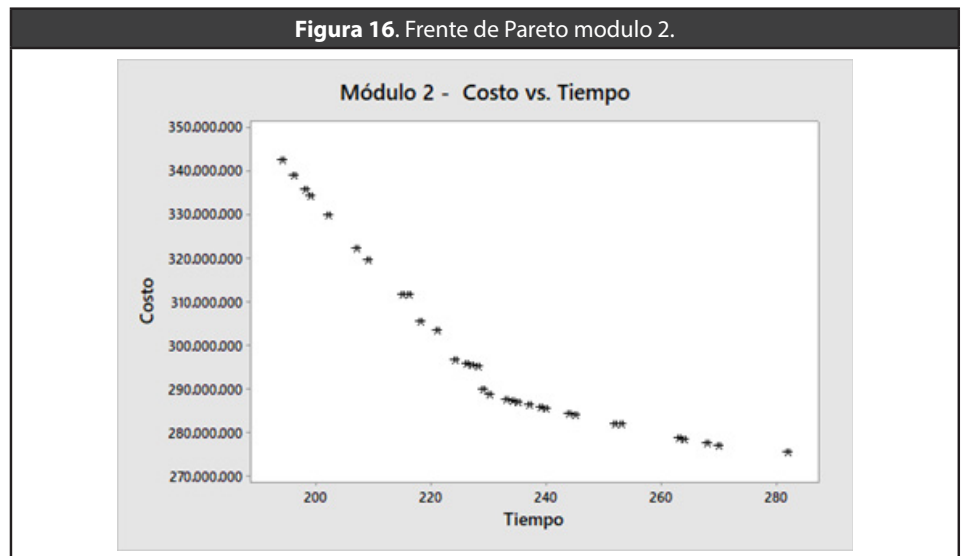
Tabla 6. Tiempo-costo solución factible módulo 1.

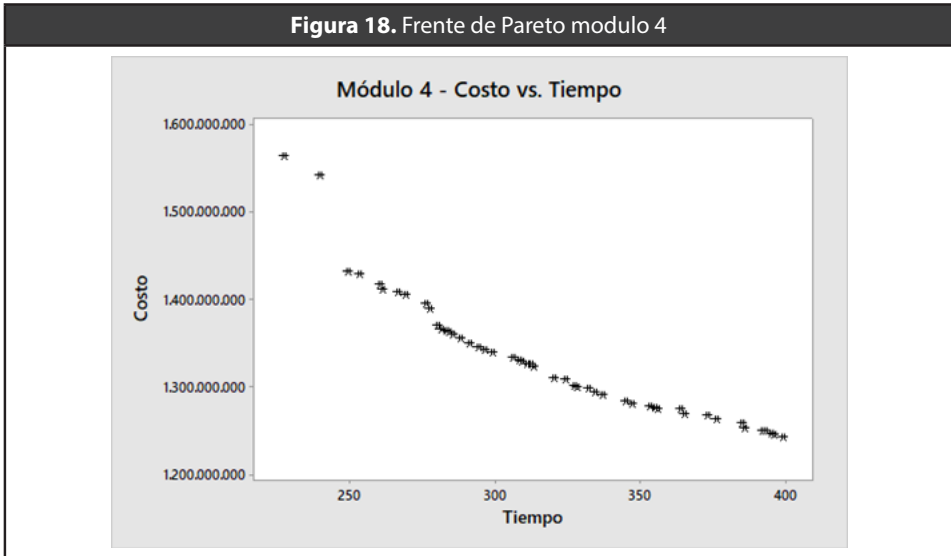
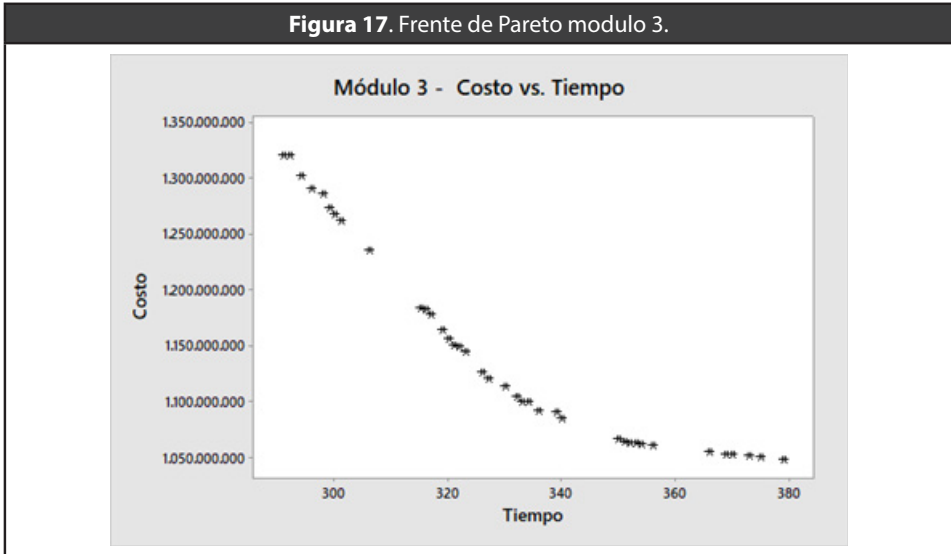
| Actividad | Tiempo | Costo | Actividad | Tiempo | Costo |
|-----------|--------|------------------|-----------|--------|----------------|
| A1 | 6 | \$ 14.717.542 | A10 | 60 | \$ 11.652.463 |
| A2 | 53 | \$ 1.137.649.408 | A11 | 295 | \$ 125.212.896 |
| A3 | 90 | \$ 916.328.256 | A12 | 45 | \$ 3.926.548 |
| A4 | 32 | \$ 241.574.912 | A13 | 35 | \$ 10.330.908 |
| A5 | 78 | \$ 138.839.552 | A14 | 129 | \$ 6.283.777 |
| A6 | 26 | \$ 53.881.072 | A15 | 100 | \$ 139.043.952 |
| A7 | 39 | \$ 199.952.224 | A16 | 168 | \$ 760.827.072 |
| A8 | 80 | \$ 136.668.016 | A17 | 12 | \$ 4.765.497 |
| A9 | 60 | \$ 21.466.048 | | | |

The results show the nature of the time-cost trade-off problem. Searching for better solutions decreases completion time but also increases the cost. It may also find repeated solutions. For instance, figure 15 shows 49 unique solutions because solution 16 was found twice. It is also seen that in the solutions range there is a change in the time-cost rate. From duration 573 to 414, the activities were accelerated at a lower cost. But from 414 to 361 accelerating a period has an exponential increase in cost.



The model was run for the other three modules obtaining their Pareto front and quasi-optimal solutions. The solutions for modules 2, 3, and 4 may be seen in figures 16, 17, and 18 respectively.





The analysis of results allows rezoned decision-making. Project managers may determine more clear commitments and strategies. As an example, the authors selected 4 solutions for the development of the project. The comparison of the original project with the proposal is shown in table 8. For the Classroom module, it was used the solution with the best accelerated time with a value of 361. This accelerated 152 periods. For the other modules, the solutions chosen were the closest to the completion time of module 1. These modules were delayed in obtaining savings. The indirect cost was reduced, due to time reduction from 513 to 361 days, going from \$ 2,351,075,409 to \$ 1,654,460,470. In the end, the new plan for the project lasts 361 days at a total cost of \$ 8,197,611,623. This means that the project may end 152 days earlier and there will be a saving of \$ 896,937,132.

Tabla 8. Comparativo

| MÓDULO | PROPUESTA SOLUCIÓN | | PROGRAMACIÓN INICIAL | |
|---------------------------|-----------------------|-------------------------|-----------------------|-------------------------|
| | TIEMPO DE TERMINACIÓN | COSTO DIRECTO | TIEMPO DE TERMINACIÓN | COSTO DIRECTO |
| AULAS | 361 | \$ 3.923.120.143 | 513 | \$ 3.623.752.600 |
| CAFETERIA-RESTAURANTE | 282 | \$ 275.446.399 | 281 | \$ 338.643.801 |
| GRADERIAS-VESTIER-PISCINA | 356 | \$ 1.060.172.050 | 336 | \$ 1.231.212.819 |
| ZONAS EXTERIORES | 356 | \$ 1.274.412.559 | 299 | \$ 1.539.864.126 |
| Costo Indirecto | | \$ 1.654.460.473 | | \$ 2.351.075.409 |
| Total Costo directo | | \$ 6.533.151.150 | | \$ 6.733.473.346 |
| Total Costo | | \$ 8.187.611.623 | | \$ 9.084.548.755 |
| Total Tiempo terminación | | 361 | | 513 |
| VARIACIÓN | | | | |
| MÓDULO | Tiempo | | Costo | |
| AULAS | 152 | | \$ 299.367.542 | |
| CAFETERIA-RESTAURANTE | -1 | | \$ 63.197.402 | |
| GRADERIAS-VESTIER-PISCINA | -20 | | \$ 171.040.769 | |
| ZONAS EXTERIORES | -57 | | \$ 265.451.568 | |

4. Conclusions

The model requires that the network diagram must be correctly prepared. Otherwise the Pareto front will not be built with real solutions. The algorithm uses the dependencies to build the critical path of the project.

The solution of the DTCTP problem by the NSGA-II genetic algorithm does not find an optimal. But rather Pareto fronts with quasi-optimal solutions. However, the selection of a solution from the Pareto front depends on the Project Manager. Decisions should consider pareto front, environment knowledge and risk analysis.

The project was designed in parallel work fronts. This allowed the application of the model as if they were four independent projects. But accelerated scenarios in this context should include an important consideration. It is necessary to speed up the module with the least compression flexibility. A work front cannot be accelerated below the duration of other work front. Any resource added below this limit is an unnecessary cost.

The model considers data that draw the problem nearer to real-world situations. Including direct and indirect costs and the possibility to delay activities provides potential real solutions.

5. References

- Adam, A., Josephson, P.-E. and Lindahl, G. (2015) 'Implications of Cost Overruns and Time Delays on Major Public Construction Projects', in *Proceedings of the 19th International Symposium on Advancement of Construction Management and Real Estate*. Berlin, Heidelberg: Springer Berlin Heidelberg, pp. 747–758. doi: 10.1007/978-3-662-46994-1_61.
- Agdas, D. et al. (2018) 'Utility of Genetic Algorithms for Solving Large-Scale Construction Time-Cost Trade-Off Problems', *Journal of Computing in Civil Engineering*, 32(1). doi: 10.1061/(ASCE)CP.1943-5487.0000718.
- Akkan, C., Drexl, A. and Kimms, A. (2005) 'Network decomposition-based benchmark results for the discrete time-cost tradeoff problem', *European Journal of Operational Research*, 165(2), pp. 339–358. doi: 10.1016/j.ejor.2004.04.006.

- Aminbakhsh, S. and Sonmez, R. (2016) 'Discrete particle swarm optimization method for the large-scale discrete time-cost trade-off problem', *Expert Systems with Applications*, 51, pp. 177–185. doi: 10.1016/j.eswa.2015.12.041.
- Aminbakhsh, S. and Sonmez, R. (2017) 'Pareto Front Particle Swarm Optimizer for Discrete Time-Cost Trade-Off Problem', *Journal of Computing in Civil Engineering*. doi: 10.1061/(asce)cp.1943-5487.0000606.
- Anagnostopoulos, K. P. and Kotsikas, L. (2010) 'Experimental evaluation of simulated annealing algorithms for the time-cost trade-off problem', *Applied Mathematics and Computation*. doi: 10.1016/j.amc.2010.05.056.
- Bettemir, Ö. H. and Talat Birgönül, M. (2017) 'Network analysis algorithm for the solution of discrete time-cost trade-off problem', *KSCE Journal of Civil Engineering*. doi: 10.1007/s12205-016-1615-x.
- De, P. *et al.* (1997) 'Complexity of the Discrete Time-Cost Tradeoff Problem for Project Networks', *Operations Research*, 45(2), pp. 302–306. doi: 10.1287/opre.45.2.302.
- De, P. P. *et al.* (1995) 'The discrete time-cost tradeoff problem revisited', *European Journal of Operational Research*, 81(2), pp. 225–238. doi: 10.1016/0377-2217(94)00187-H.
- Değirmenci, G. and Azizoğlu, M. (2013) 'Branch and bound based solution algorithms for the budget constrained discrete time/cost trade-off problem', *Journal of the Operational Research Society*, 64(10), pp. 1474–1484. doi: 10.1057/jors.2012.14.
- Demeulemeester, E. *et al.* (1998) 'New computational results on the discrete time/cost trade-off problem in project networks', *Journal of the Operational Research Society*, 49, pp. 1153–1163. doi: 10.1057/palgrave.jors.2600634.
- Feng, C. W., Liu, L. and Burns, S. A. (1997) 'Using genetic algorithms to solve construction time-cost trade-off problems', *Journal of Computing in Civil Engineering*, 11(3), pp. 184–189. doi: 10.1061/(ASCE)0887-3801(1997)11:3(184).
- González, M. J. (2013) 'La Lógica Fuzzy y su Aplicación en la Limitación de Recursos', p. 93.
- Gray, C. and Larson, E. (2009) 'Administración de proyectos', p. 6.
- Hadjiconstantinou, E. and Klerides, E. (2010) 'A new path-based cutting plane approach for the discrete time-cost tradeoff problem', *Computational Management Science*, 7(3), pp. 313–336. doi: 10.1007/s10287-009-0115-6.
- He, Z. *et al.* (2017) 'Variable neighbourhood search and tabu search for a discrete time/cost trade-off problem to minimize the maximal cash flow gap', *Computers and Operation Research*, 78, pp. 564–577. doi: 10.1016/j.cor.2016.07.013.
- Hindelang, T. J. and Muth, J. F. (1979) 'DYNAMIC PROGRAMMING ALGORITHM FOR DECISION CPM NETWORKS', *Oper Res*. doi: 10.1287/opre.27.2.225.
- Kaveh, A. and Mahdavi, V. R. (2015) 'Colliding bodies optimization: Extensions and applications', *Colliding Bodies Optimization: Extensions and Applications*, pp. 1–284. doi: 10.1007/978-3-319-19659-6.
- Ke, H., Ma, W. and Chen, X. (2012) 'Modeling stochastic project time–cost trade-offs with time-dependent activity durations', *Applied Mathematics and Computation*, 218(18), pp. 9462–9469. doi: 10.1016/J.AMC.2012.03.035.
- Li, H., Xu, Z. and Wei, W. (2018) 'Bi-objective scheduling optimization for discrete time/cost trade-off projects', *Sustainability (Switzerland)*, 10(8), p. 2802. doi: 10.3390/su10082802.

- Liberatore, M. J., Pollack-Johnson, B. and Smith, C. A. (2001) 'PROJECT MANAGEMENT IN CONSTRUCTION: SOFTWARE USE AND RESEARCH DIRECTIONS', *JOURNAL OF CONSTRUCTION ENGINEERING AND MANAGEMENT*, 127, pp. 101–107. doi: 10.1061/(ASCE)0733-9364(2001)127:2(101).
- Meyer, L. and Shaffer, L. (1965) *The Critical-path Method*, McGraw-Hill.
- Mitchell, G. and Klastorin, T. (2007) 'An effective methodology for the stochastic project compression problem', *IIE Transactions (Institute of Industrial Engineers)*, 39(10), pp. 957–969. doi: 10.1080/07408170701315347.
- Mokhtari, H., Baradaran Kazemzadeh, R. and Salmasnia, A. (2011) 'Time-cost tradeoff analysis in project management: An ant system approach', *IEEE Transactions on Engineering Management*, 58(1), pp. 36–43. doi: 10.1109/TEM.2010.2058859.
- Moussourakis, J. and Haksever, C. (2010) 'Project Compression with Nonlinear Cost Functions', (February), pp. 251–260.
- Robinson, D. R. (1975) 'DYNAMIC PROGRAMMING SOLUTION TO COST-TIME TRADEOFF FOR CPM.', *Management Science*. doi: 10.1287/mnsc.22.2.158.
- Shahriari, M. (2016) 'Multi-objective optimization of discrete time–cost tradeoff problem in project networks using non-dominated sorting genetic algorithm', *Journal of Industrial Engineering International*, 12(2), pp. 159–169. doi: 10.1007/s40092-016-0148-8.
- Sonmez, R. and Bettemir, Ö. H. (2012) 'A hybrid genetic algorithm for the discrete time-cost trade-off problem', *Expert Systems with Applications*, 39(13), pp. 11428–11434. doi: 10.1016/j.eswa.2012.04.019.
- Tareghian, H. R. and Taheri, S. H. (2007) 'A solution procedure for the discrete time, cost and quality tradeoff problem using electromagnetic scatter search', *Applied Mathematics and Computation*, 190(2), pp. 1136–1145. doi: 10.1016/j.amc.2007.01.100.
- Tavares, L. . (1990) 'A multi-stage non-deterministic model for project scheduling under resources constraints', *European Journal of Operational Research*, 49(1), pp. 92–101. doi: 10.1016/0377-2217(90)90123-S.
- Vanhoucke, M. (2005) 'New computational results for the discrete time/cost trade-off problem with time-switch constraints', *European Journal of Operational Research*, 165(2), pp. 359–374. doi: 10.1016/j.ejor.2004.04.007.
- Vanhoucke, M., Demeulemeester, E. and Herroelen, W. (2002) 'Discrete time/cost trade-offs in project scheduling with time-switch constraints', *Journal of the Operational Research Society*, 53(7), pp. 741–751. doi: 10.1057/palgrave.jors.2601351.
- Wei, H., Su, Z. and Zhang, Y. (2020) 'Preprocessing the Discrete Time-Cost Tradeoff Problem with Generalized Precedence Relations'. doi: 10.1155/2020/6312198.
- Wglarz, J. *et al.* (2011) 'Project scheduling with finite or infinite number of activity processing modes - A survey', *European Journal of Operational Research*, 208(3), pp. 177–205. doi: 10.1016/j.ejor.2010.03.037.
- Wiest, J. D. (1967) 'A Heuristic Model for Scheduling Large Projects with Limited Resources', *Management Science*, 13(6), p. B-359-B-377. doi: 10.1287/mnsc.13.6.b359.
- Wood, D. A. (2017) 'Gas and oil project time-cost-quality tradeoff: Integrated stochastic and fuzzy multi-objective optimization applying a memetic, nondominated, sorting algorithm', *Journal of Natural Gas Science and Engineering*. doi: 10.1016/j.jngse.2017.04.033.

- Yang, Y. *et al.* (no date) 'Effect of Schedule Compression on Project Effort', 2000(Cii).
- Zheng, D. X. M., Ng, S. T. and Kumaraswamy, M. M. (2005) 'Applying pareto ranking and niche formation to genetic algorithm-based multiobjective time-cost optimization', *Journal of Construction Engineering and Management*, 131(1), pp. 81-91. doi: 10.1061/(ASCE)0733-9364(2005)131:1(81).